

Three Day Survival Kits

Activity 15

Introduction

You can prepare this simple kit before an emergency occurs. Most emergency agencies ask that you prepare for three days. This is the time that it might take before emergency services can come to your aid after a major disaster strikes. The storage barrel described below has been recommended by many disaster relief agencies. They suggest every family has one set up where it can be reached in case of an emergency with supplies for three days.

Storage Barrel

Bottom layer

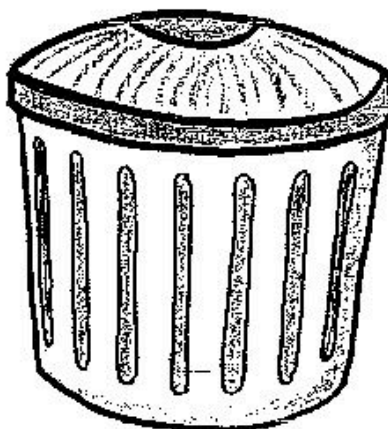


- ◆ A supply of food at the bottom of your garbage can.
 1. The food should be packaged, canned, and no-cook foods that are easy to prepare during a disaster.
 2. Leftover food from camping trips can be used.
 3. Date each of the cans you place in the container.
- ◆ A non-electric can opener with the food.
- ◆ Put paper plates, plastic utensils, and paper cups on top of the food.

Middle layer

- ◆ A change of clothing for each family member in the middle layer.
- ◆ Several pairs of heavy gloves to clean up debris.


Top layer

- ◆ A flashlight, portable radio, and extra batteries of the clothes.
- ◆ A First-Aid kit and extra medicine



Materials check list

- ◆ Get a large plastic garbage can with a lid.
- ◆ Non-perishable foods
- ◆ Collect empty milk jugs, juice containers etc. for water containers
- ◆ Flashlights with extra batteries
- ◆ Portable radio with extra batteries
- ◆ First-aid kit
- ◆ Matches, candles
- ◆ Bar soap and liquid detergent
- ◆ Extra pet food
- ◆ Non-electric can opener
- ◆ Change of clothing for each family member
- ◆ Paper plates, cups, and plastic utensils.
- ◆ Paper goods such as paper towels, napkins, and toilet paper
- ◆ Household bleach
- ◆ Money because the banks will be closed for several days



Old backpack can be used as an emergency pack for camping trips and vacations.

Other necessities

- ◆ Fill clean empty milk jugs or juice containers with fresh water. You should have three gallons per person. Refill the water every 6 months.
- ◆ Place a supply of bedding nearby if there is not enough room to store the bedding in the barrel.
- ◆ Extra money should be stored in a safe place because the banks will be closed.